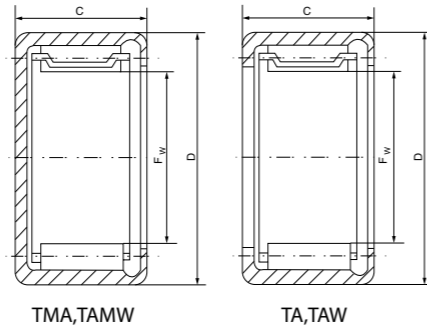


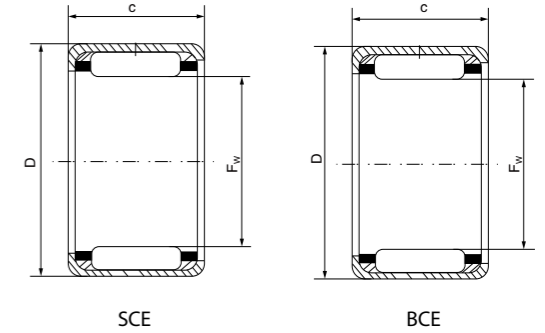
穿孔型冲压外圈滚针轴承
Drawn Cup Caged Needle Roller Bearings
With Open End
TA, TAW系列

封口型冲压外圈滚针轴承
Drawn Cup Caged Needle Roller Bearings
With Closed End
TAM, TAMW系列



穿孔型冲压外圈滚针轴承
Drawn Cup Caged Needle Roller Bearings
With Open End
SCE系列

封口型冲压外圈滚针轴承
Drawn Cup Caged Needle Roller Bearings
With Closed End
BCE系列

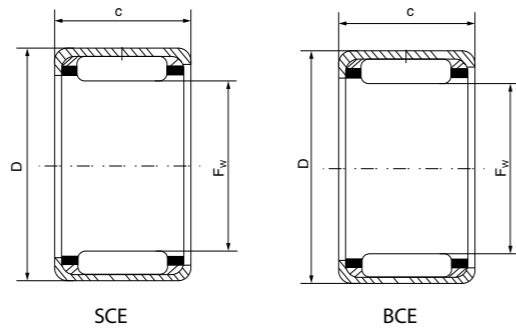


轴径 Shaft Diameter	轴承型号 Bearing Designation		重量 Mass		外形尺寸 Boundary Dimensions	基本额定负荷 Basic Load Rating		极限转速 Limiting Speed
						动负荷 Dynamic	静负荷 Static	
	TA	TAM	TA	TAM	F _w	Cr(N)	Cor(N)	
38	TAW3845	TAMW3845	149	159	38×48×45	5680	11400	9000
40	TA4015	TAM4015	54	63.5	40×50×15	1980	3000	8500
	TA4020	TAM4020	69.5	79	40×50×20	2900	4880	8500
	TA4025	TAM4025	86.5	102	40×50×25	3730	3750	8500
	TA4030	TAM4030	110	120	40×50×30	4510	8630	8500
45	TA4040	TAM4040	144	154	40×50×40	5780	11800	8500
	TA4520	TAM4520	77	90	45×55×20	3120	5570	7500
	TA4525	TAM4525	102	115	45×55×25	4010	7710	7500
	TA4530	TAM4530	122	135	45×55×30	4860	9850	7500
50	TA4540	TAM4540	161	174	45×55×40	6250	13600	7500
	TA5012	TAM5012	62.5	78	50×62×12	1800	2450	6500
	TA5015	TAM5015	78	98.5	50×62×15	2630	3980	6500
	TA5020	TAM5020	107	123	50×62×20	3870	6530	6500
	TA5025	TAM5025	134	150	50×62×25	5000	9080	6500
	TA5030	TAM5030	161	178	50×62×30	6060	11600	6500
	TA5040	TAM5040	210	230	50×62×40	7800	16100	6500
	TAW5045	TAMW5045	230	245	50×62×45	7820	16100	6500
55	TA5520	TAM5520	116	136	55×67×20	4040	7100	5500
	TA5525	TAM5525	145	165	55×67×25	5220	9880	5500
	TA5530	TAM5530	175	195	55×67×30	6320	12600	5500
	TA5540	TAM5540	230	250	55×67×40	8160	17500	5500
	TAW5545	TAMW5545	250	270	55×67×45	8150	17500	5500
	TAW5550	TAMW5550	280	300	55×67×50	9330	20900	5500
60	TA6025	TAM6025	158	182	60×72×25	5570	11100	5000
	TA6030	TAM6030	191	215	60×72×30	6760	14200	5000
	TA6040	TAM6040	2500	275	60×72×40	8740	19700	5000
	TAW6045	TAMW6045	270	295	60×72×45	8710	19600	5000
62	TAW6050	TAMW6050	305	330	60×72×50	9970	23300	5000
	TA6212	TAM6212	78	107	62×74×12	2050	3090	4500
65	TA6525	TAM6525	169	197	65×77×25	5760	11900	4000
	TA6530	TAM6530	205	230	65×77×30	6980	15200	4000
	TAW6545	TAMW6545	290	315	65×77×45	9000	21100	4000
70	TAW6550	TAMW6550	330	355	65×77×50	10300	25100	4000
	TA7025	TAM7025	181	215	70×82×25	5960	12700	3500
	TA7030	TAM7030	220	250	70×82×30	7230	16200	3500
	TA7040	TAM7040	290	320	70×82×40	9380	22700	3500
	TAW7050	TAMW7050	350	380	70×82×50	10700	26800	3500

轴承型号 Bearing Designation		重量 Mass		外形尺寸 Boundary Dimensions			基本额定负荷 Basic Load Rating		极限转速 Limiting Speed
							动负荷 Dynamic	静负荷 Static	
		SCE	BCE	F _w	D	C	Cr(N)	Cor(N)	
SCE1010	BCE1010	10.8	12	15.875	20.638	15.88	750	1110	
SCE1012	BCE1012	12.9	14	15.875	20.638	19.05	920	1430	
SCE1014	BCE1014	15.1	16.2	15.875	20.638	22.22	1090	1790	
SCE1016	BCE1016	17.3	18.4	15.875	20.638	25.4	1250	2130	
SCE116	BCE116	7	8.4	17.462	22.225	9.52	460	610	
SCE118	BCE118	9.5	10.8	17.462	22.225	12.7	630	900	
SCE1110	BCE1110	11.8	13.2	17.462	22.225	15.88	840	1330	
SCE1112	BCE1112	14	15.4	17.462	22.225	19.05	1040	1740	
SCE126	BCE126	10	11.7	19.05	25.4	9.52	510	600	
SCE128	BCE128	13.5	15.2	19.05	25.4	12.7	700	890	
SCE1210	BCE1210	17	18.6	19.05	25.4	15.88	970	1350	
SCE1212	BCE1212	20.5	22	19.05	25.4	19.05	1220	1800	
SCE1214	BCE1214	23.5	25	19.05	25.4	22.22	1450	2260	
SCE1216	BCE1216	27	28.5	19.05	25.4	25.4	1660	2700	
SCE136	BCE136	10.7	12.6	20.638	26.988	9.52	530	640	
SCE138	BCE138	14.5	16.4	20.638	26.988	12.7	730	960	
SCE1310	BCE1310	18.2	20	20.638	26.988	15.88	1010	1450	
SCE1312	BCE1312	22	23.5	20.638	26.988	19.05	1260	1940	
SCE1314	BCE1314	25	27	20.638	26.988	22.22	1500	2430	
SCE1316	BCE1316	28.5	30.5	20.638	26.988	25.4	1730	2910	
SCE1320	BCE1320	35.5	37.5	20.638	26.988	31.75	2160	3890	
SCE146	BCE146	11.5	13.8	22.225	28.575	9.52	550	690	
SCE148	BCE148	15.6	17.8	22.225	28.575	12.7	760	1030	
SCE1412	BCE1412	23.5	26	22.225	28.575	19.05	1310	2080	
SCE1414	BCE1414	27	29.5	22.225	28.575	22.22	1560	2600	
SCE1416	BCE1416	31	33.5	22.225	28.575	25.4	1790	3110	
SCE1418	BCE1418	34.5	37	22.225	28.575	28.58	2020	3630	
SCE1422	BCE1422	42.5	44.5	22.225	28.575	34.92	2450	4660	
SCE158	BCE158	16.5	19	23.812	30.162	12.7	820	1160	
SCE1510	BCE1510	20.5	23	23.812	30.162	15.88	1120	1750	
SCE1516	BCE1516	33	35.5	23.812	30.162	25.4	1930	3500	

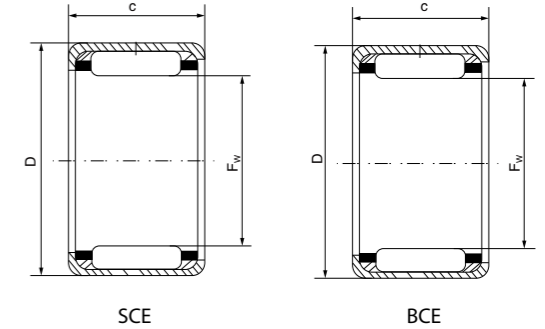
穿孔型冲压外圈滚针轴承
Drawn Cup Caged Needle Roller Bearings
With Open End
SCE系列

封口型冲压外圈滚针轴承
Drawn Cup Caged Needle Roller Bearings
With Closed End
BCE系列



穿孔型冲压外圈滚针轴承
Drawn Cup Caged Needle Roller Bearings
With Open End
SCE系列

封口型冲压外圈滚针轴承
Drawn Cup Caged Needle Roller Bearings
With Closed End
BCE系列



轴承型号 Bearing Designation	重量 Mass	外形尺寸 Boundary Dimensions			基本额定负荷 Basic Load Rating		极限转速 Limiting Speed		
					动负荷 Dynamic	静负荷 Static			
		SCE	BCE	F _w	D	C	Cr(N)	Cor(N)	
SCE166	BCE166	13.1	16	25.4	31.75	9.52	610	820	
SCE167	BCE167	15.4	18.3	25.4	31.75	11.13	790	1130	
SCE168	BCE168	17.7	20.5	25.4	31.75	12.7	840	1230	
SCE1610	BCE1610	22	25.5	25.4	31.75	15.88	1160	1850	
SCE1612	BCE1612	26.5	29.5	25.4	31.75	19.05	1450	2470	
SCE1614	BCE1614	31	33.5	25.4	31.75	22.22	1730	3100	
SCE1616	BCE1616	35.5	38	25.4	31.75	25.4	1980	3700	
SCE1620	BCE1620	44	46.5	25.4	31.75	31.75	2480	4950	
SCE1710	BCE1710	23.5	26.5	26.988	33.338	15.88	1190	1950	
SCE1716	BCE1716	37	40.5	26.988	33.338	25.4	2040	3900	
SCE186	BCE186	14.5	18.1	28.575	34.925	9.52	650	910	
SCE188	BCE188	19.5	23	28.575	34.925	12.7	880	1360	
SCE1812	BCE1812	29.5	33	28.575	34.925	19.05	1530	2750	
SCE1816	BCE1816	39	42.5	28.575	34.925	25.4	2090	4110	
SCE1820	BCE1820	48.5	52	28.575	34.925	31.75	2620	5490	
SCE1910	BCE1910	32.5	37.5	30.162	38.1	15.88	1530	2300	
SCE1916	BCE1916	52	57	30.162	38.1	25.4	2630	4620	
SCE208	BCE208	21.5	26	31.75	38.1	12.7	930	1500	
SCE2010	BCE2010	27	31.5	31.75	38.1	15.88	1280	2260	
SCE2012	BCE2012	32.5	37	31.75	38.1	19.05	1600	3020	
SCE2016	BCE2016	43	47.5	31.75	38.1	25.4	2190	4520	
SCE2020	BCE2020	53.5	58	31.75	38.1	31.75	2750	6040	
SCE218	BCE218	28.5	35	33.338	41.275	12.7	1130	1610	
SCE2110	BCE2110	35.5	41.5	33.338	41.275	15.88	1570	2440	
SCE2112	BCE2112	43	49	33.338	41.275	19.05	1970	3270	
SCE228	BCE228	23.5	29	33.338	41.275	12.7	1000	1700	
SCE2212	BCE2212	35.5	41	33.338	41.275	19.05	1720	3420	
SCE2216	BCE2216	47.5	53	33.338	41.275	25.4	2350	5120	
SCE2220	BCE2220	59	64	33.338	41.275	31.75	2950	6840	
SCE248	BCE248	38.5	47.5	38.1	47.625	12.7	1320	1820	
SCE2410	BCE2410	48.5	57.5	38.1	47.625	15.88	1820	2770	

轴承型号 Bearing Designation	重量 Mass	外形尺寸 Boundary Dimensions			基本额定负荷 Basic Load Rating		极限转速 Limiting Speed		
					动负荷 Dynamic	静负荷 Static			
		SCE	BCE	F _w	D	C	Cr(N)	Cor(N)	
SCE2412	BCE2412	58.5	67.5	38.1	47.625	19.05	2300	3740	
SCE2414	BCE2414	69	78	38.1	47.625	22.22	2720	4650	
SCE2416	BCE2416	79	88	38.1	47.625	25.4	3170	5650	
SCE2420	BCE2420	97.5	106	38.1	47.625	31.75	3980	7570	
SCE268	BCE268	41	51.5	41.275	50.8	12.7	1400	2020	
SCE2610	BCE2610	52	62.5	41.275	50.8	15.88	1930	3060	
SCE2616	BCE2616	85	95.5	41.275	50.8	25.4	3370	6250	
SCE2620	BCE2620	105	115	41.275	50.8	31.75	4220	8370	
SCE2812	BCE2812	67.5	79.5	44.45	53.975	19.05	2570	4540	
SCE2816	BCE2816	91	103	44.45	53.975	24.4	3540	6870	
SCE2820	BCE2820	112	125	44.45	53.975	31.75	4450	9190	
SCE2824	BCE2824	136	145	44.45	53.975	38.1	5300	11500	
SCE308	BCE308	47.5	61	47.625	57.15	12.7	1500	2320	
SCE3010	BCE3010	60	74	47.625	57.15	15.88	2070	3520	
SCE3012	BCE3012	72.5	86.5	47.625	57.15	19.05	2620	4750	
SCE3016	BCE3016	97.5	112	47.625	57.15	25.4	3610	7190	
SCE328	BCE328	50	66	50.8	60.325	12.7	1570	2520	
SCE3216	BCE3216	104	119	50.8	60.325	25.4	3780	7800	
SCE3220	BCE3220	128	144	50.8	60.325	31.75	4750	10400	
SCE3224	BCE3224	155	170	50.8	60.325	38.1	5660	13100	
SCE348	BCE348	53	70.5	53.975	63.5	12.7	1640	2720	
SCE3416	BCE3416	109	127	53.975	63.5	25.4	3950	8420	
SCE3424	BCE3424	162	180	53.975	63.5	38.1	5910	14100	
SCE3612	BCE3612	85.5	105	57.15	66.675	19.05	2910	5770	
SCE3616	BCE3616	115	135	57.15	66.675	25.4	4010	8730	
SCE3620	BCE3620	143	163	57.15	66.675	31.75	5040	11700	
SCE3624	BCE3624	172	192	57.15	66.675	38.1	6000	1460	
SCE4216	BCE4216	133	161	66.675	76.2	25.4	4280	9990	
SCE4410	BCE4410	85.5	115	69.85	79.375	15.88	2550	5190	
SCE4412	BCE4412	103	133	69.85	79.375	19.05	3220	7010	
SCE4416	BCE4416	139	169	69.85	79.375	25.4	4440	10600	
SCE4420	BCE4420	173	205	69.85	79.375	31.75	5570	14200	